

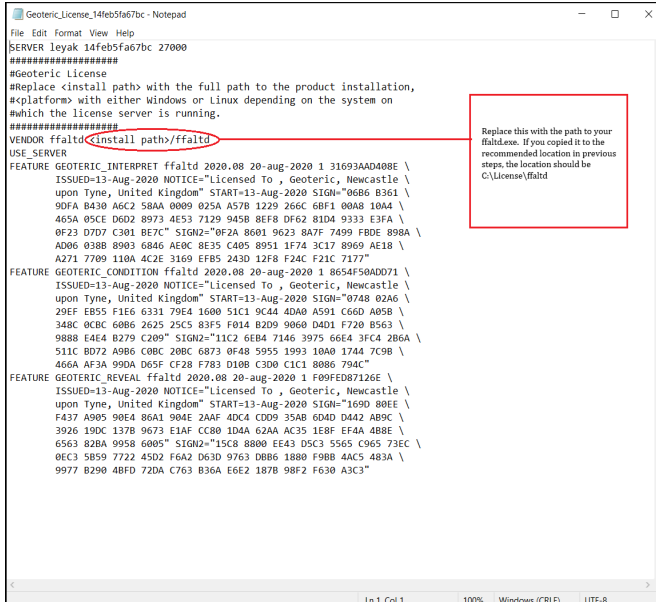
Setting up a License Server for Geoteric 2021

N.B. Starting with Geoteric 2020.1, Geoteric requires flexlm version 11.17.1. Please ensure you are using the updated version of lmgrd and the ffltd vendor daemon. Mixing versions may result in licensing errors.

Method 1

Stage 1: Setup license server (administrator privileges required)

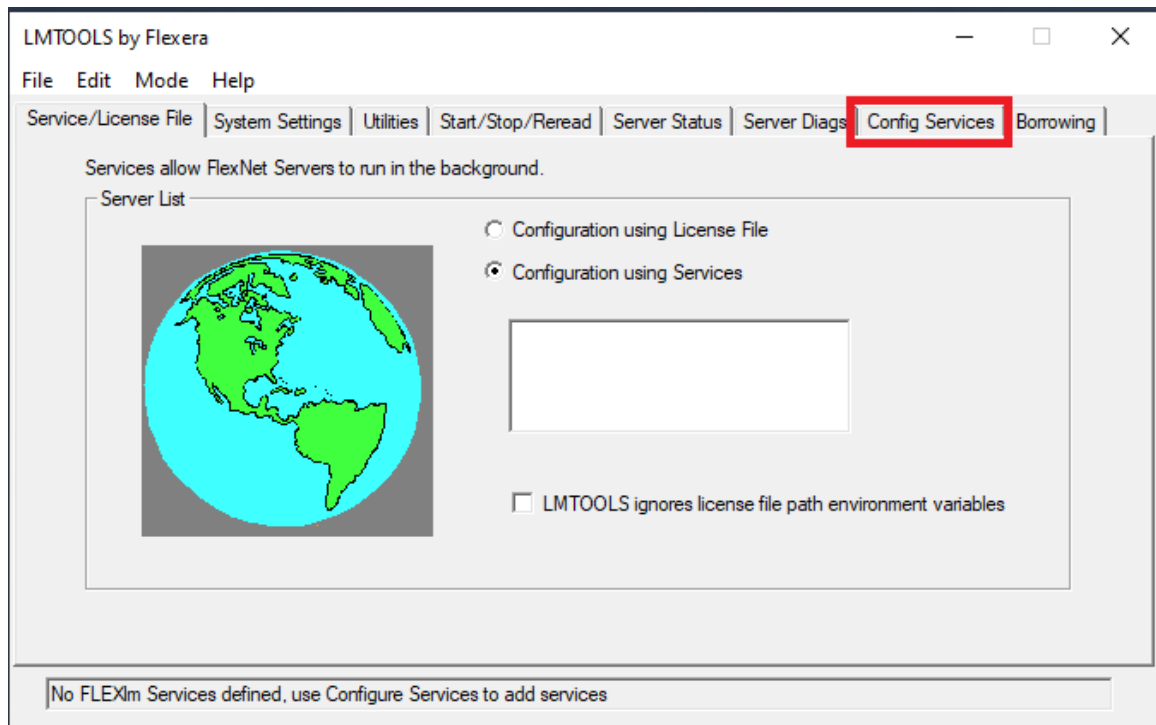
1. Create a folder on your C: drive called "License".
2. Request License from support via support@geoteric.com and once received, save the license file to the location created in step 1.
3. Download the new licensing components from your Geoteric FTP page. If you are unsure of your FTP details, please contact support@geoteric.com. The licensing components can be found under "Geoteric_Latest" > "Licensing" > "v Download" and then extract the licensing components into the License folder created in step 1.
4. Edit the Path to the ffltd.exe in your license file. To do this right-click the license file you have just saved to your license folder and click open with notepad. Edit as per the below screenshot and click file then save when finished.



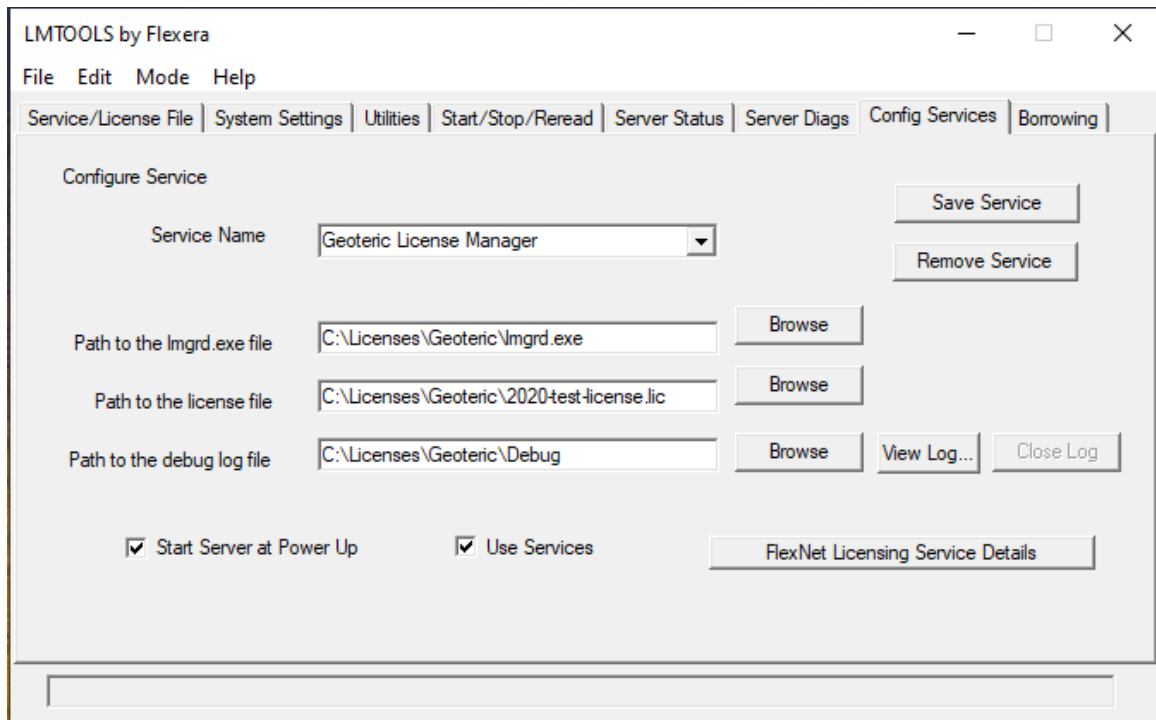
```

Geoteric_License_14feb5fa67bc - Notepad
File Edit Format View Help
SERVER leyak 14feb5fa67bc 27000
#####
#Geoteric License
#Replace <install path> with the full path to the product installation,
#<platform> with either windows or Linux depending on the system on
#which the license server is running.
#####
VENDOR ffltd <install path>/ffltd
USE_SERVER
FEATURE GEOTERIC_INTERPRET ffltd 2020.08 20-aug-2020 1 31693AAD408E \
ISSUED=13-Aug-2020 NOTICE="Licensed To , Geoteric, Newcastle \
upon Tyne, United Kingdom" START=13-Aug-2020 SIGN="0686 B361 \
9DFA B430 AGC2 58AA 0009 025A A578 1229 266C 6BF1 00A8 10A4 \
465A 05CE D602 8973 4E53 7129 9458 8E88 DF62 81D4 9333 E3FA \
0F23 0707 C301 B27C" SIGN2="0F2A 8601 9623 8A7F 7A99 F8DE 899A \
AD06 0388 8903 6846 AE0C BE35 C405 8951 1F74 3C17 8969 AE18 \
A271 7709 110A 4C2E 3169 EFB5 243D 12F8 F24C F21C 7177"
FEATURE GEOTERIC_CONDITION ffltd 2020.08 20-aug-2020 1 8654F50A0D71 \
ISSUED=13-Aug-2020 NOTICE="Licensed To , Geoteric, Newcastle \
upon Tyne, United Kingdom" START=13-Aug-2020 SIGN="0748 02A6 \
29EF E955 F1E6 6331 79E4 1600 51C1 9C44 40A0 A591 C6D A058 \
348C 0C8C 6086 2625 25C5 83F5 F014 B2D9 9060 D4D1 F720 B563 \
9888 E4E4 B279 C209" SIGN2="11C2 6E84 7146 3975 66E4 3FC4 2B6A \
511C BD72 A9B6 C0BC 20BC 6873 0F48 5955 1993 10A0 1744 7C98 \
466A AF3A 99DA D65F CF28 F783 D188 C3D0 C1C1 8086 794C"
FEATURE GEOTERIC_REVEAL ffltd 2020.08 20-aug-2020 1 F09FED07126E \
ISSUED=13-Aug-2020 NOTICE="Licensed To , Geoteric, Newcastle \
upon Tyne, United Kingdom" START=13-Aug-2020 SIGN="169D 88EE \
F437 A905 90E4 86A1 904E 2AAF 4DC4 CDD9 35A8 6D4D D442 AB9C \
3926 19DC 137B 9673 E1AF CC80 1D4A 62AA AC35 1E8F EF4A 488E \
6563 82BA 9958 6005" SIGN2="15C8 8800 EE43 D5C3 5565 C965 73EC \
0E33 5859 7722 4502 F6A2 D63D 9763 08B6 1800 F98B 4AC5 483A \
9977 B290 48FD 72DA C763 B36A E6E2 187B 98F2 F630 A3C3"
Ln 1, Col 1 100% Windows (CRLF) UTF-8

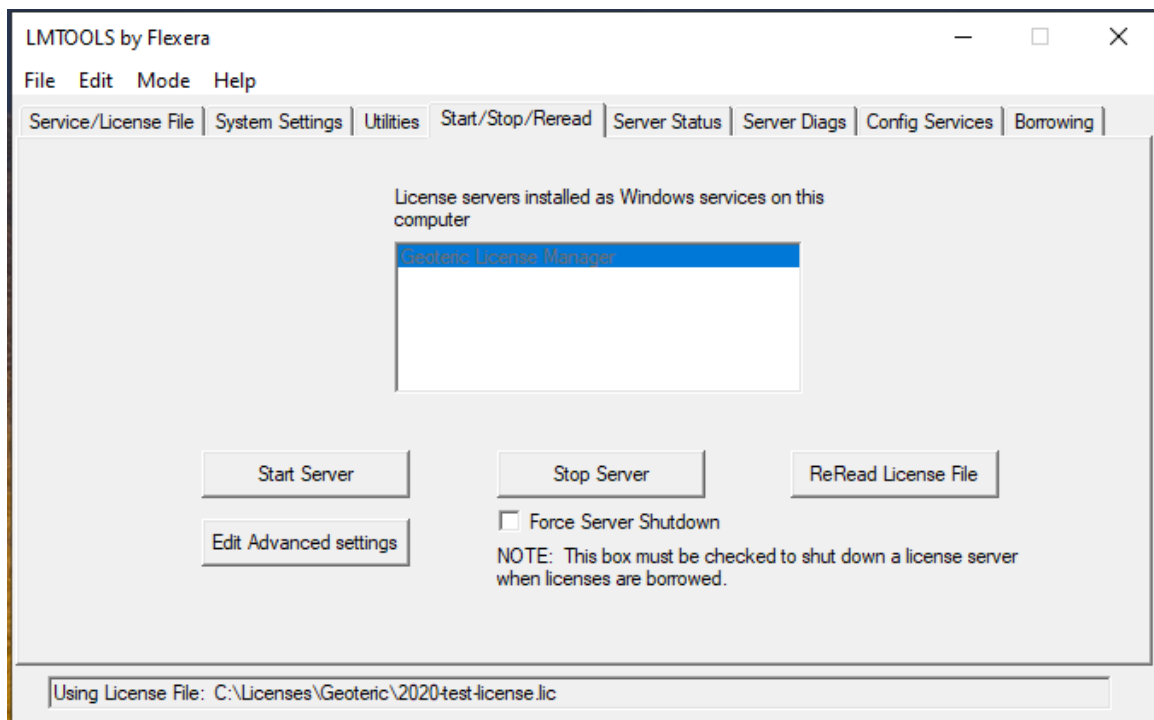
```



5. Run `lmtools.exe`. select the “Configuration Using Services” radio button and then click the “Configurations Services Tab” as shown above.
6. In the Service Name field, enter a name for the new License Manager e.g. Geoteric License Manager.
7. In the *Path to the Imgrd.exe file* field, enter or browse to the `Imgrd.exe` for this license server e.g. `C:\License\Imgrd.exe`.
8. In the *Path to the license file* field, enter or browse to the license file.
9. In the *Path to the debug log file* field, enter the Path and name of a debug log file. If no such file exists, enter a new name, and the file will be created automatically for you.
10. Tick “Use Services” and then “Start Server at Power Up” to ensure the license server is automatically started every time the system is rebooted. Save the new Geoteric License Manager by clicking on the “Save Service” button.



11. Click on the Start/Stop/Reread tab, then select the License Server you have just created and press "Start Server".



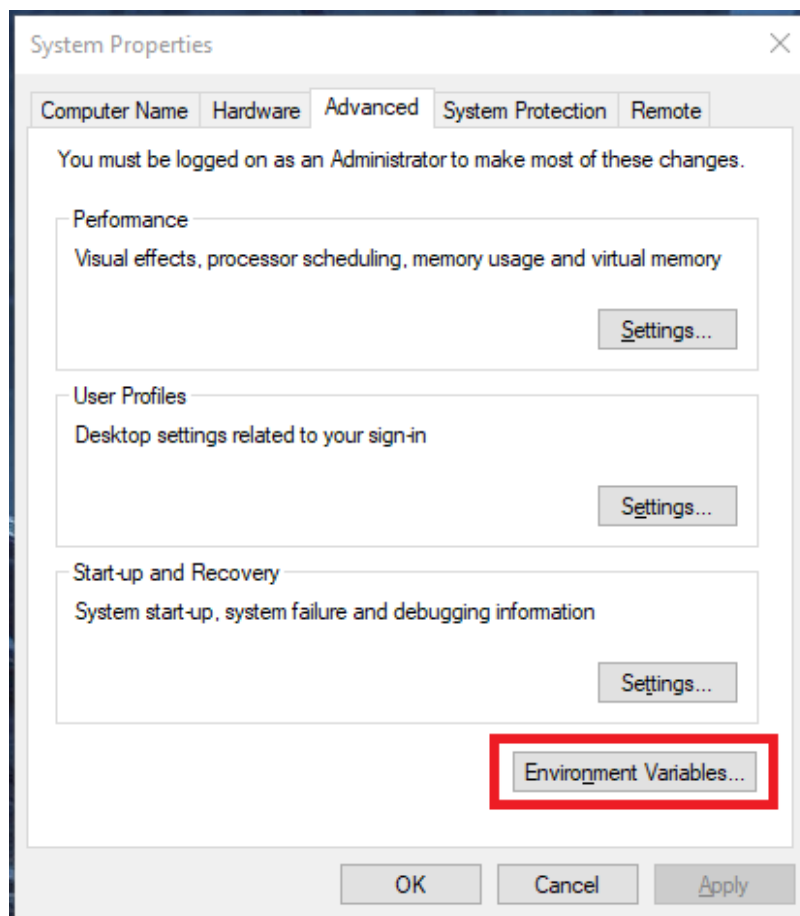
- Geoteric should now startup. If a *FLEXlm License finder* dialogue pops-up when starting Geoteric, please see the next steps to configure your system to recognise the license server.

Specifying the license server

Prerequisites:

- Geoteric installation on the local machine
 - License server name or IP address
 - License server port number
1. Go to “Start” and search for “Environment Variables” and select “Edit System Environment Variables”.
 2. Click on the button for “Environment Variables”.

In the System Variables section, locate the variable named FFALTD_LICENSE_FILE. Select the line and press edit.



3. Enter the port@host into the variable value box. So, for example, enter 27000@Hostname.

If the variable already has a value, add the new string, separating values with a semicolon. Press “OK” when finished.

Press “OK” on both the Environment Variables dialogue box and the System applet to register the changes. Geoteric can now be started when a license is available.

